

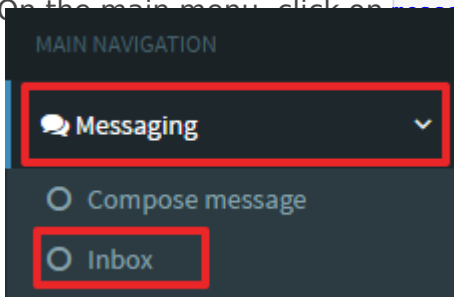
# How to view Incoming Messages

One can receive messages through a shortcode such as "23456" or via USSD such as " \*789# ".

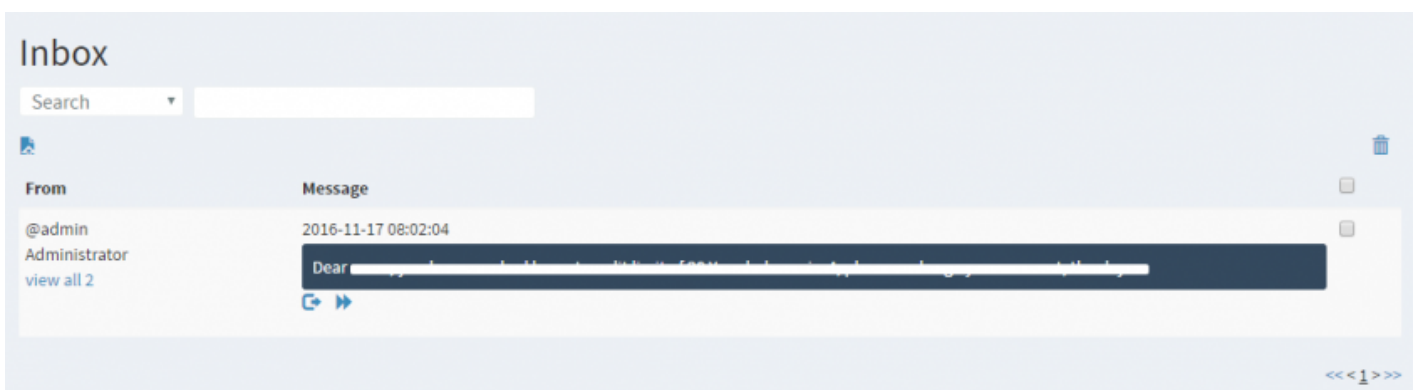
After the shortcode or USSD has been configured, one receives their incoming messages through their InfoPi accounts.



To view the incoming messages, login into your account.

On the main menu, click on [messaging](#) then [inbox](#).



The incoming messages are listed as below:



Click the icon  to reply to the message and the icon  to forward the message.

---

Revision #5

Created 10 November 2016 07:12:34 by mwaurahmn

Updated 17 November 2016 14:48:33 by mwaurahmn